

**LETTER**

The major barriers to evidence-informed conservation policy and possible solutions

David C. Rose^{1,2} | William J. Sutherland³ | Tatsuya Amano^{3,4} | Juan P. González-Varo³ |
 Rebecca J. Robertson³ | Benno I. Simmons³ | Hannah S. Wauchope³ | Eszter Kovacs^{1,14} |
 América Paz Durán^{3,8,10} | Alice B. M. Vadrot¹¹ | Weiling Wu¹ | Maria P. Dias⁵ |
 Martina M. I. Di Fonzo^{1,6,7} | Sarah Ivory⁸ | Lucia Norris¹ | Matheus Henrique Nunes⁹ |
 Tobias Ochieng Nyumba¹ | Noa Steiner^{1,8} | Juliet Vickery^{3,12} | Nibedita Mukherjee^{3,13}

¹Department of Geography, University of Cambridge, Downing Place, Cambridge, CB2 3EN, United Kingdom

²School of Environmental Sciences, University of East Anglia, Norwich Research Park, Norwich, NR4 7TJ, United Kingdom

³Department of Zoology, University of Cambridge, The David Attenborough Building, Pembroke Street, Cambridge, CB2 3QZ, United Kingdom

⁴Centre for the Study of Existential Risk, University of Cambridge, 16 Mill Lane, Cambridge, CB2 1SB

⁵Birdlife International, The David Attenborough Building, Pembroke Street, Cambridge, CB2 3QZ, United Kingdom

⁶University of Cambridge Institute for Sustainability Leadership, 1 Trumpington Street, Cambridge, CB2 1QA, United Kingdom

⁷ARC Centre of Excellence for Environmental Decisions, University of Queensland, St Lucia, 4072, Australia

⁸UN World Conservation Monitoring Centre, 219 Huntingdon Road, Cambridge, CB3 0DL

⁹Forest Ecology and Conservation Group, Department of Plant Sciences, University of Cambridge, Downing Street, Cambridge, CB2 3EA, United Kingdom

¹⁰Luc Hoffmann Institute, c/o WWF International, Avenue du Mont Blanc, 1196 Gland, Switzerland

¹¹Centre for Science and Policy, 10 Trumpington St., Cambridge, CB2 1QA, United Kingdom

¹²RSPB Centre of Conservation Science, Royal Society for the Protection of Birds, The Lodge, Sandy, Bedfordshire, SG19 2DL, United Kingdom

¹³Centre for Ecology and Conservation, College of Life and Environmental Sciences, University of Exeter, Penryn, Cornwall TR10 9FE, United Kingdom

¹⁴Corvinus University of Budapest, Fővám tér 8, Budapest 1093, Hungary

Correspondence

David C. Rose, School of Environmental Sciences, University of East Anglia, Norwich Research Park, Norwich, NR4 7TJ, United Kingdom.

Email: david.rose@uea.ac.uk

Funding information

Arcadia Fund; Seventh Framework Programme, Grant/Award Number: No. 308454; Natural Environment Research Council, Grant/Award Number: NE/L002507/1; Scriven Fellowship; Grantham Foundation for the Protection of the Environment; Austrian Science Fund; Fondation Wiener Anspach; Kenneth Miller Trust; Cambridge Trust Cambridge-Australia Poynton Scholarship; Cambridge Department of Zoology JS Gardiner Fellowship; International Climate Initiative (IKI), German Federal Ministry for the Environment, Nature Conservation, Building and Nuclear Safety

Abstract

Conservation policy decisions can suffer from a lack of evidence, hindering effective decision-making. In nature conservation, studies investigating why policy is often not evidence-informed have tended to focus on Western democracies, with relatively small samples. To understand global variation and challenges better, we established a global survey aimed at identifying top barriers and solutions to the use of conservation science in policy. This obtained the views of 758 people in policy, practice, and research positions from 68 countries across six languages. Here we show that, contrary to popular belief, there is agreement between groups about how to incorporate conservation science into policy, and there is thus room for optimism. Barriers related to the low priority of conservation were considered to be important, while mainstreaming conservation was proposed as a key solution. Therefore, priorities should focus on

This is an open access article under the terms of the Creative Commons Attribution License, which permits use, distribution and reproduction in any medium, provided the original work is properly cited.

© 2018 The Authors. Conservation Letters published by Wiley Periodicals, Inc.

convincing the public of the importance of conservation as an issue, which will then influence policy-makers to adopt pro-environmental long-term policies.

KEYWORDS

conservation policy, evidence-based conservation, evidence-informed conservation, knowledge exchange, political science, science communication, science-policy

1 | CHALLENGES FOR EVIDENCE-INFORMED CONSERVATION POLICY

Loss of biodiversity is occurring at accelerated rates. Although there are uncertainties associated with the causes of biodiversity loss (Game, Meijaard, Sheil, & McDonald-Madden, 2014), there is evidence that a range of conservation interventions are effective (Sutherland, Dicks, Ockendon, Smith, 2017). Many articles, however, highlight a gap between scientific evidence and policy, suggesting disagreement between the priorities of research scientists and decision-makers (e.g., Arlettaz et al., 2010), with one study even accusing decision-makers of “evidence complacency” (Sutherland & Wordley, 2017). Various processes are underway to improve the link between science and policy, including IPBES, and also the EU EKLIPSE mechanism, where selected scientists and practitioners resolve questions posed by policy-makers. To enhance the likelihood of success of such science-policy initiatives, research on the key barriers and solutions to the uptake of conservation science in policy is important.

Various publications note that scientific knowledge is just one factor in policy-making (Marshall et al., 2017; Rose, Brotherton, Owens, & Pryke, 2016). In response, research has sought to increase the influence of science. These include techniques to link science and policy (e.g., Cvitanovic et al., 2015; Neßhöver et al., 2016), training scientists and policy-makers to understand mutual workflows (Bainbridge, 2014), encouraging collaborative inter-disciplinary research (Adams & Sandbrook, 2013; Young et al., 2014), and telling policy-relevant stories (Cook, Mascia, Schwartz, Possingham, & Fuller, 2013; Rose, 2015; Sarkki et al., 2014). Solutions, though, have often been studied with little attention to their context dependencies (Kovacs & Pataki, 2016) (i.e. whether the same solutions will work everywhere especially if the problems are different), nor indeed has the majority of social science work at the science-policy interfaces been solution-oriented (Watts, 2017).

Furthermore, most studies on conservation science-policy interfaces have been based on a relatively small number of respondents from Western democracies. Since gaps between science and policy may arise from cultural and/or social barriers (Amano, González-Varo, & Sutherland, 2016), in addition to political and institutional factors (Owens, 2015), geographical bias can contribute to a misunderstanding of issues.

This research addresses the perceptions of different stakeholders about the relative importance of barriers to the consideration of evidence in decisions about conservation, placing the emphasis on identifying solutions to highly ranked barriers. Primary data was collected through multiple surveys in two phases across three groups of global respondents: people in policy positions, practitioners, and research scientists.¹ The aims of the surveys were to understand the key barriers preventing the use of conservation science in policy, and to highlight potential solutions to overcome them.

2 | SURVEY

The survey consisted of two phases (scoping survey followed by a global online survey translated into six languages). We briefly explain the stages involved in each of the two phases below. For more detailed information about methodology, including categorization, coding, survey dissemination, and sensitivity analyses, please see the supplementary material (S1 and Figure S1).

2.1 | Phase 1: scoping

This survey (S2) had two iterations.

2.1.1 | Scoping survey 1

The first survey was distributed at a conference on conservation decision-making. Respondents were asked to (1) select a role, (2) name three barriers preventing the use of conservation science in policy-making, and (3) suggest solutions for the proposed barriers. The barriers and solutions sections were left open-ended such that respondents were not constrained by our beliefs.

2.1.2 | Scoping survey 2

This was followed by a second survey that asked the same questions, but added questions relating to country of work, and their number of years of experience in a conservation role. This was distributed throughout other networks globally. In total, 134 responses were gained² from 30 countries and open-ended answers to both the barriers and solutions question were pooled and coded into categories (S3). The categories were ranked according to the number of times they were mentioned in both of the scoping surveys. This led

to a top ten list for barriers and solutions. A list of the most highly ranked solutions was also developed (Table S3).

2.2 | Phase 2: Online survey

A second online survey was created based on the answers provided in Phase 1 and translated into five other languages. In the second phase, the survey was mostly close-ended (S4). The respondents were asked to score each of the top ten barriers and corresponding solutions from Phase 1 on a Likert scale of 1 (not important) to 8 (very important). The list of solutions for each barrier was based on the responses to the Phase 1 survey, but did not include every solution mentioned for each barrier (see S1). A range of approaches were used to disseminate the survey (e.g., known networks, social media, e-mail lists).

3 | MODELS

Cumulative link models were applied to test the relationship between the score of each barrier/solution (as ordinal response variables) and two explanatory variables: barrier/solution identity (see Table 1) and the role of respondents (policy position/practitioners/academics), as well as their interaction. The significance level of each term was derived from likelihood ratio tests and deviance for each term was also calculated, following Christensen (2015a). To rank the overall importance among distinct barriers and solutions, we calculated the mean of the median scores across the three roles for each barrier/solution. The aim of using the mean of medians, instead of the overall median per barrier/solutions was to control for the difference in the sample size across the different roles. We used the Kendall's rank correlation coefficient (τ) to test—in each of the three studied roles—for positive relationships between the percentage of respondents that experienced each barrier and the median barrier score. We thus performed one-tailed tests because we expected these relationships to be positive. Sensitivity analyses were also performed to test whether scoring was affected by other covariates. The analysis was conducted in R (R Core Team, 2016) and cumulative link models were implemented with the R package ordinal (Christensen, 2015b).

4 | RESULTS

4.1 | Phase 1 survey—compilation of top ten barriers and associated solutions

In the phase 1 survey, 32 barriers were proposed by 134 respondents (Table S4). From these responses, the top ten bar-

riers and associated solutions (Table 1) were identified and used in phase 2.

4.2 | Phase 2—Online survey

The phase 2 quantitative survey was filled in by 758 people from 68 countries, comprising those in policy positions (238), practitioners (237), and research scientists (283) (Figure 1).

Based on the mean of median scores across the three roles, two barriers (2. Conservation not a political priority and 7. Priority of the private sector's agenda over conservation³) were given the highest importance (mean of medians = 7.0), followed by three barriers (mean of medians = 6.0–6.3; 3. Mismatch of timescales, 6. Lack of funding for conservation science and 10. Bad communication between scientists and policy-makers). The other five barriers showed mean scores smaller than six (mean of medians = 4.7–5.7) (see Figure 2).

4.3 | Understanding what explains barriers and solutions between science and policy

Scores provided by the 758 respondents varied significantly among both barriers and the three groups' roles (Table 2). Though the interaction between barriers and role was significant; the majority of model deviance (79.2%) was accounted for by barrier identity (95.1% of the explained deviance), with role identity or the interaction term (role x barrier) giving negligible contributions (3.8%, Table 2). This suggests that patterns in scoring barriers were similar amongst roles. Patterns for barriers were reasonably consistent amongst countries with different Human Development Index levels, although there were variations (Figure S2).

Scores of solutions to the top five barriers (barrier mean of medians ≥ 6) varied significantly and accounted for over 70% of the deviance explained by the models (Table 2). Scores for solutions varied significantly among roles in four out of the five barriers, and the interaction “solution \times role” was significant in three out of the top five barriers. Yet, both role identity and the interaction term explained a much smaller proportion of deviance compared to the effect of solution identities (Table 2). This again shows that patterns in scoring solutions were similar among the three roles.

Top-ranked solutions for four of the barriers (2, 3, 6, 7) referred to the need to mainstream conservation, and to change the attitudes of policy-makers in favor of proenvironmental, long-term decision-making; these included the need to develop “different measures of prosperity than GDP” (Barrier 2), the importance of “demonstrating the benefits of conservation” (Barriers 2, 7), and a dedication to “encouraging the strategic use of science for long-term policy-making” (Barrier 3) with associated “long-term government advisory groups” (Barrier 3) and a “permanent environmental budget”

TABLE 1 Top 10 barriers and selected solutions from phase one (not in quantitative order of phase one ranking here, see S3 for this)

Barrier number/name	Proposed solutions to each barrier
1. Lack of policy relevant science	<ol style="list-style-type: none"> 1. Ask policy relevant questions from start of project, including policy-makers 2. Better incentives for academics to focus on policy/practice relevant research 3. Embed young scientists in the field and train them on importance of real world science application 4. Improve policy education of young scientists/scientists (e.g., through job shadowing, graduate training) 5. More collaboration between scientists and policy-makers (e.g., meetings, seminars, projects)
2. Conservation not a political priority	<ol style="list-style-type: none"> 1. Demonstrate benefits of conservation (including economic value) 2. Develop different measures of prosperity other than just GDP/economy 3. Improve policy education of young scientists/scientists (e.g., through job shadowing, graduate training) 4. More scientists working in/with media to engage policy-makers and public 5. Train policy-makers in conservation science to help them see the importance of conservation
3. Mismatch of timescales	<ol style="list-style-type: none"> 1. Better science advocacy from scientists 2. Dedicated office at research institutions to help researchers communicate key information 3. Encourage government departments to share reading of scientific outputs 4. Encourage the strategic use of science for long-term policy-making 5. Set up government advisory body that spans political timescales
4. Complex, uncertain problems	<ol style="list-style-type: none"> 1. Better communication of uncertainty 2. More transparency about uncertainty 3. Standardize methods and indicators for conservation to improve communication 4. Train scientists in a variety of communication skills 5. Transdisciplinary research to be encouraged
5. Policy-makers do not understand science	<ol style="list-style-type: none"> 1. Better science education in schools and universities to improve science literacy of population 2. More knowledge brokers (individuals to bridge the gap between science and policy) and system for it 3. More scientists working in media to engage policy-makers and public 4. Tailor evidence to audience—e.g., blogs, summaries, simple language, open access, policy briefs, infographics 5. Train policy-makers in science
6. Lack of funding for conservation science	<ol style="list-style-type: none"> 1. Better incentives for academics to focus on policy/practice relevant research 2. Demonstrate benefits of conservation (including economic value) 3. More collaboration between scientists and policy-makers (e.g., meetings, seminars, projects) 4. Permanent budget for environmental policy-making
7. Priority of the private sector's agenda over conservation	<ol style="list-style-type: none"> 1. Better science advocacy 2. Demonstrate benefits of conservation (including economic value) 3. Include industry and private sector in research 4. Provide evidence-based argument to counter private sector lobbyists 5. Science outreach to public
8. Stakeholders are not valued, considered, or opposed by interventions	<ol style="list-style-type: none"> 1. Better incentives for academics to focus on policy/practice relevant research 2. Better stakeholder outreach in projects and inclusion of stakeholders in project design 3. Include industry and private sector in research 4. More integrated projects to move beyond just conservation outcomes 5. Work with stakeholders from start of project

(Continued)

TABLE 1 Continued

Barrier number/name	Proposed solutions to each barrier
9. Scientists do not understand how policy is made	<ol style="list-style-type: none"> 1. Better incentives for academics to focus on policy/practice relevant research 2. Improve policy education of young scientists/scientists (e.g., through job shadowing, graduate training) 3. More collaboration between scientists and policy-makers (e.g., meetings, seminars, projects) 4. Tailor evidence to audience—e.g., blogs, summaries, simple language, open access, policy briefs, infographics
10. Bad communication between scientists and policy-makers	<ol style="list-style-type: none"> 1. Better incentives for academics to focus on policy/practice relevant research 2. Journals to translate key results into different languages 3. More collaboration between scientists and policy-makers (e.g., meetings, seminars, projects) 4. More knowledge brokers (individuals to bridge the gap between science and policy) and system for it 5. Tailor evidence to audience—e.g., blogs, summaries, simple language, open access, policy briefs, infographics

TABLE 2 Total deviance (%) explained by the cumulative link models (rows) and percentage of the explained deviance accounted by factors “Barriers”/“Solutions,” “Role” and their interactive effect

Models	Explained deviance (%)	Percentage of the explained deviance		
		Barrier/Solution	Role	Barrier/Solution × Role
Barriers	79.2	95.1 (***)	1.2 (**)	3.8 (*)
Solutions for B2	74.9	73.7 (***)	16.3 (***)	10.1 (**)
Solutions for B3	76.5	91.1 (***)	6.7 (***)	2.2 (ns)
Solutions for B6	53.5	91.3 (***)	2.4 (ns)	6.4 (ns)
Solutions for B7	64.4	80.8 (***)	8.6 (***)	10.5 (*)
Solutions for B10	82.7	95.3 (***)	1.4 (*)	3.3 (*)

The significance of the effects shown in parentheses (ns: nonsignificant; * $P < 0.05$; ** $P < 0.01$; *** $P < 0.001$).

(Barrier 6). In response to Barrier 10 (“bad communication between scientists and policy-makers”), the solutions “more knowledge brokers” and “collaboration between scientists and policy-makers” were ranked highly (Figure 3).

Participants were also asked whether they had experienced any of the ten barriers. Overall, we found a consistent positive correlation across roles between experiencing a barrier and ranking it more highly (Kendall's $\tau = 0.49$ – 0.77 , all $P < 0.033$ —see Figure 4). The top five most experienced barriers were the top five ranked barriers, although the order varied (Table S5 and Figure S3).

5 | DISCUSSION

5.1 | A surprising amount of agreement?

A logical conclusion from previous research (e.g., Arlettaz et al., 2010) would be that policy-makers, practitioners, and scientists disagree on the barriers and solutions to the use of conservation science in policy. In reading the exchange between Sutherland, Spiegelhalter, and Burgman (2013) and Tyler (2013), for example, we may have expected scientists

to place the emphasis on training policy-makers to comprehend science, in other words blaming policy-makers for lack of understanding, rather than criticizing themselves for communicating evidence badly (see Kenny, Rose, Hobbs, Tyler, & Blackstock, 2017). Contrastingly, one may have expected policy-makers to focus on encouraging scientists to present their evidence in a user-friendly manner, instead of blaming themselves for lack of understanding. Yet, our results suggest that there is, in fact, widespread agreement, and thus, at the very least, that disagreement between groups would not be the limiting factor preventing the successful uptake of highly ranked solutions. Our results also suggest that Sutherland and Wordley's (2017) notion of “evidence complacency” is not caused by a lack of awareness of science on the part of decision-makers; rather, their use of evidence may be constrained by other drivers, such as political barriers.

Our results suggest that there is little difference between rankings of barriers and solutions amongst different genders, and individuals with greater or less experience in conservation (Figures S4–S6). In addition, there is little difference between rankings provided by individuals in different countries ranked in order of Human Development Index (Figure S2), although

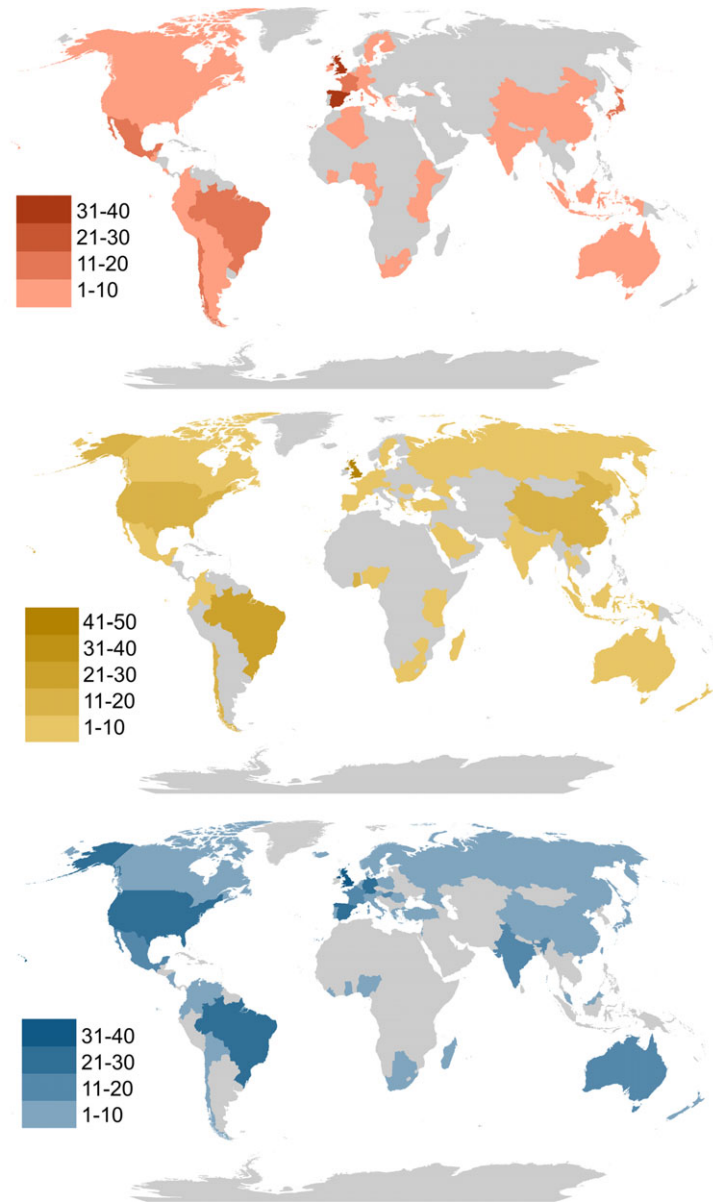


FIGURE 1 Heat map of responses by role (Red: Policy position, Yellow: Practitioners, Blue: Research Scientists)

poorer countries did prioritize “lack of funding for conservation science” more highly.⁴

It is interesting to note that the two top-ranked barriers (2 and 7) relating to the low priority of conservation were not the most experienced (although they were in the top-five for “experienced” too). This suggests that they are perceived to be *the* major barriers, even by those not directly experiencing them. Other highly ranked barriers were the most experienced, which suggests that respondents were ranking them based on real-life exposure rather than merely perception.

5.2 | Barriers

Here, we examine the top five barriers, offering a selection of quotations written by online survey respondents in the “other” category (S5 for discussion of barriers 6–10).

Three of the five top-ranked barriers relate in some way to the low priority of conservation on the policy agenda – “conservation not a political priority,” “priority of the private sector’s agenda over conservation,” and the “lack of funding for conservation science.” While opinion polls have suggested that the environment is an important issue (EU Barometer, 2014), it is rarely selected as the top priority (Marshall et al., 2017), which in turn influences the agenda of policy-makers. An extract from one survey highlights this (see Q1-2 S6 for more): “If you do not have public support for conservation, you will rarely gain political support” (Policy position, Ireland).

Research suggests that anti-environmental lobbying of some private sector groups convinces policy-makers to put industry needs ahead of conservation (Guerrette, 1986). As

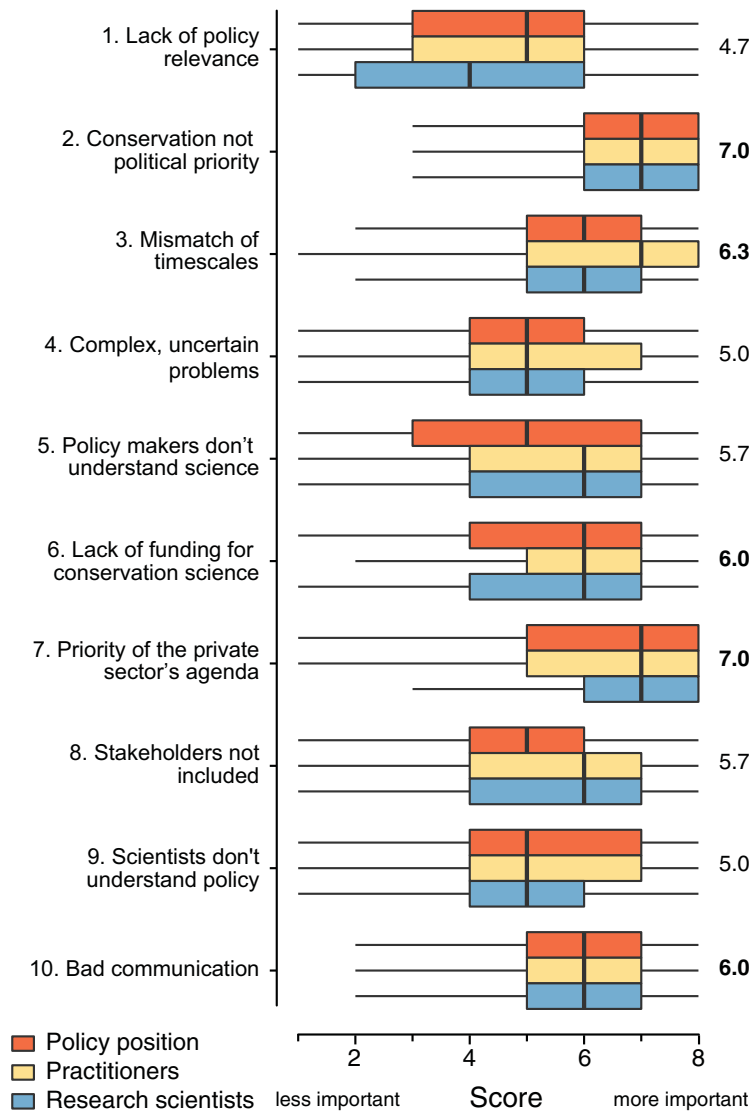


FIGURE 2 Boxplot (median, quartiles, and 5th/95th percentiles) showing the scoring for ten barriers restricting the use of conservation science in policy by three groups of conservation professionals. Numbers denote mean of medians across professionals. Bold numbers denote the top five ranked barriers

one practitioner from Brazil noted, “conservation is effective when there are no economic interests.” Where the private sector has attempted to embrace an environmentalist agenda, there have been claims that nature is exploited (Rodriguez-de-Francisco & Budds, 2015).

“Lack of funding for conservation science” was also ranked in the top five barriers. Gill et al. (2017) found that the effectiveness of MPAs was influenced most by staffing and resources, yet there are finite resources for experimentation, implementation, and monitoring (Sutherland, Shackelford, Rose, 2017). Our study noted that this was a particular problem in poorer countries (Figure S2).

A contributory factor to conservation not being a political priority is the “mismatch of timescales.” Policy-makers usually focus on short-term issues (Lawton, 2007), and demand

evidence quickly. Conservation science often takes a longer-term view with slower reporting timescales. Since conservation is a long-term issue, relevant policies are easily “kicked into the long grass” when other short-term needs arise. Furthermore, scientists rarely seize upon policy windows for the uptake of knowledge (Rose et al., 2017).

The final barrier in the top five related to “bad communication between scientists and policy-makers.” Poor communication, and lack of interaction between these groups, manifests itself in a variety of ways, including lack of access to scientific articles, inadequately communicated policy/management demands, and conservation science being presented in unusable formats (Marshall et al., 2017; Walsh, Dicks, & Sutherland, 2015). Although there is some overlap between science and policy/practice spheres (Rose, 2014; Vadrot,

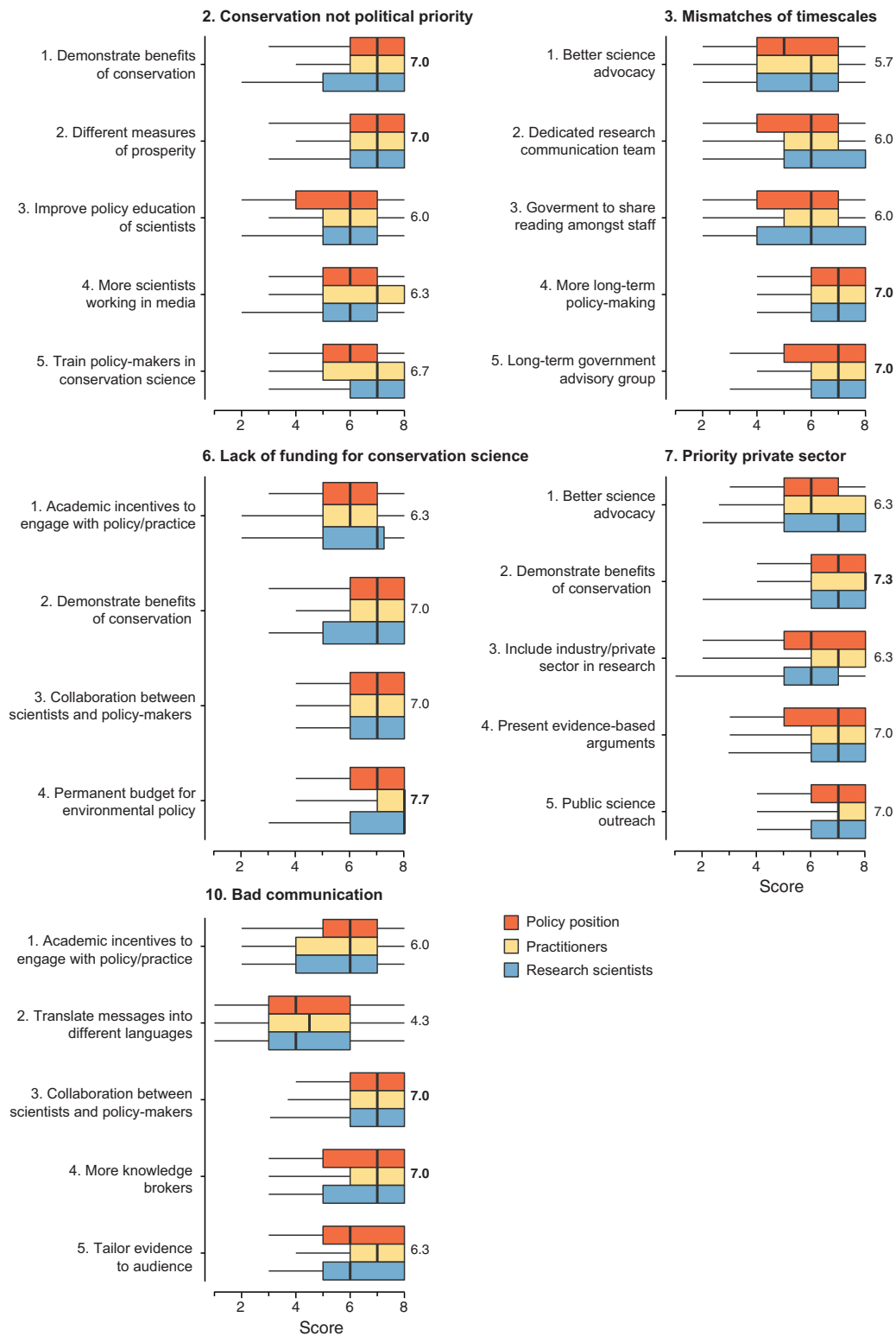


FIGURE 3 Boxplot (median, quartiles, and 5th/95th percentiles) showing the scoring for the solutions to the top five ranked barriers by three groups of conservation professionals. Numbers denote mean of medians across professionals. Bold numbers denote the highest ranked solution(s) for each barrier

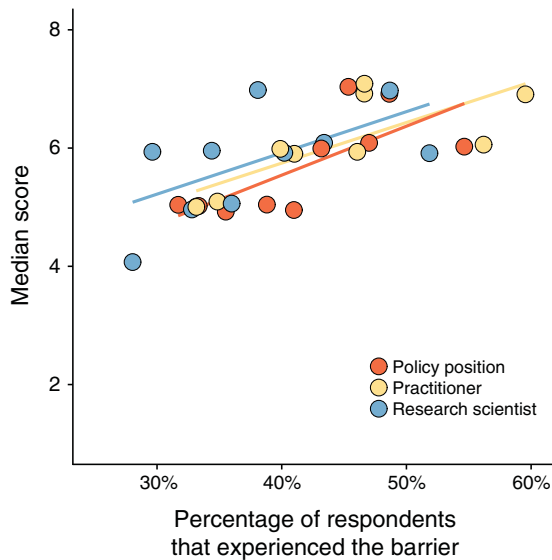


FIGURE 4 Relationship between the percentage of respondents that experienced a barrier and the median barrier score for each of the three professional groups. For illustrative purposes only, regression lines are shown

2014), they are distinct. Fundamental differences in workflows, background, and objectives create challenges for successful communication (Farwig et al., 2017). A survey respondent suggested that it was an “illusion” to think that effective joint meetings and seminars could be held with scientists and policy-makers because of different workflows (Policy position, Germany).

5.3 | Solutions

Increasing the priority of conservation in public policy would seem to be the key issue as agreed by all groups (Figure 3). A staff member in a policy position (Germany) stated that “compiling more scientific facts does not help” (also Q3-4 S6). Instead, several comments wanted a “revolution” in societal attitudes (Q5-7 S6). Establishing a long-term mind set to environmental policy, including setting up advisory bodies that span political timescales, was considered necessary. Given the short-term nature of politics (Lawton, 2007), it is challenging to consider that adopting different measures of prosperity can occur without a step-change in voting. As one survey respondent noted, “if the electorate are not interested in long-term solutions, policy-makers will not be” (Policy position, United Kingdom).

To foster a long-term positive view of the environment, “raising awareness among the public and decision-makers regarding the long-term consequences of inaction” (Policy position, Switzerland) was considered important. Two highly ranked solutions for “conservation not a political priority” and “priority of the private sector's agenda over conservation” suggested better public outreach to show the benefits of con-

servation. The “paradox of timescales” (Lawton, 2007) could be overcome if policy-makers were elected on the strength of their long-term environmental commitment. As one respondent in a U.K. policy position stated, “shifting policy means shifting the politics, which is only possible if one shifts public opinion” (also Q8 S6).

The overwhelming message for overcoming the top-ranked barriers, therefore, is to convince policy-makers to adopt pro-environmental long-term policies, and to measure prosperity in other ways than just GDP. This requires larger numbers of people to join the conservation community and demand convincing, inclusive messages (Begon, 2017). We stress the need for several messages to be told since each person responds differently to different messages (Blicharska & Grandin, 2015). Telling good news stories might help (Balmford & Knowlton, 2017), as people need to be inspired, rather than served with doomful scenarios (<https://conservationoptimism.com>). It is also vital to know how to change behavior (Tannenbaum, Fox, & Rogers, 2017). Also it is worth remembering that policy-makers are people too and they can be influenced by relevant, human-based stories (Begon, 2017); a fact noted by a practitioner from Brazil who urged conservationists to make the problem “more real” by developing closer relationships with policy-makers. Conservationists could frame carefully for nature conservation (Mace, 2014), as varied arguments may be more convincing to different people at different times (Tinch et al., 2016).

Our results suggest that recent calls for science to become more inclusive of society may be warranted (Colloff et al., 2017; Keeler et al., 2017; Nature Human Behaviour, 2017; Redford et al., 2015). A practitioner from Uganda argued that ‘it is necessary to win the hearts and minds of people’, recruiting them to the conservation cause, in order to convince policy-makers that it is a priority issue. The same practitioner thought that this had been “downplayed” in previous conservation efforts, and a respondent from Italy (policy position) argued that conservationists have wrongly focused on “addressing already acquired audiences.” Our work also suggests that there may be a need to involve the private sector more as allies of conservation.

To improve communication between scientists and policy-makers, two solutions related to better collaboration and the use of knowledge brokers scored “7.” Research scientists could be encouraged to collaborate with policy-makers through better reward systems, and to respond quickly to evidence demands (NeBhöver et al., 2016). Policy-makers could likewise be encouraged to work closely with the research community and make demands for evidence available to researchers. Where collaboration is not possible, knowledge brokers are vital. They speak the language of both science and policy and are important entrepreneurs linking the two worlds (Cvitanovic et al., 2015; Nguyen, Young, & Cooke, 2017). Scientists could make more use of key intermediaries, for

example, policy think-tanks and NGOs, who may have direct lines into public, business, or policy-makers, links that are difficult for universities and academics to develop. More support is required to create, and appreciate, knowledge brokers and this requires a shift towards valuing cross-disciplinarity.

5.4 | Evaluation

The major positive of this study is that the survey was translated into multiple languages and responded to by different types of respondents globally. There were, of course, some flaws to the methodology. These included respondents providing information on their perceptions of the barriers and solutions. However, we counteracted this by asking respondents if they had experienced the barriers; the fact that the highly ranked barriers were also the most experienced suggests that responses were based on real-life exposure. Also, although we may have expected individual groups to blame failings on the part of others, the fact that we found widespread agreement seems to suggest that this was not a major problem.

6 | CONCLUDING REMARKS

Contrary to previous research that highlights disagreement between scientists and decision-makers, we found that people in policy positions, practitioners, and research scientists across countries tended to agree on the barriers and solutions to incorporating conservation science in policy. In order to overcome highly ranked barriers related to the low priority of conservation in public policy, top solutions focused on the need to mainstream conservation. The ranking of solutions suggests that harnessing public (and policy) support for a pro-environmental, long-term approach to decision-making can improve the prospects for evidence-informed conservation policy. Our study thus suggests we need to appreciate the importance of winning the hearts and minds of people to help us achieve evidence-informed conservation policy. The study also suggested that there might be small variations in the priority of barriers and solutions in different contexts, for example, poorer countries considered “lack of funding for conservation science” to be a particular concern (although the differences were small). This illustrates the importance of understanding national and regional contexts for science-policy interactions.

The optimistic message from this study relates to the apparent agreement between research scientists, policy-makers, and practitioners about the key barriers and solutions to the use of conservation science in policy. We argue, therefore, that it should be possible to implement solutions to win the hearts and minds of people.

ACKNOWLEDGMENTS

DCR—EU's Seventh Framework Programme, specifically the EU Biodiversity Observation Network (No. 308454). NM—Fondation Wiener Anspach, Belgium and the Scriven fellowship. BIS—Natural Environment Research Council as part of the Cambridge Earth System Science NERC DTP [NE/L002507/1]. ABMV—Austrian Science Fund (FWF). MD thanks International Climate Initiative (IKI), German Federal Ministry for the Environment, Nature Conservation, Building and Nuclear Safety. HSW was supported by a Cambridge Trust Cambridge-Australia Scholarship and a Cambridge Department of Zoology JS Gardiner Fellowship. TA—Grantham Foundation for the Protection of the Environment and Kenneth Miller Trust. WJS—Arcadia. We thank all those that helped with the survey including E. Miles and D. Wilson and many more. We also thank those that helped with translation of abstracts including Q. Li, G. Ganguly, S. Ganguly, S. N., Ganguly, and others. We thank all survey respondents. Data will be made available by the corresponding author to all who reasonably request. All necessary information is already included to allow replication.

ENDNOTES

¹ See supplementary material (Table S1) for information on how we categorised respondents. Briefly, people in policy positions were generally either politicians, civil servants (including scientists and economists working for government or a statutory agency), or NGO staff who had a specific remit for policy work, and hence for interacting with policy communities. Practitioners were comprised of roles that implemented conservation on the ground, whereas research scientists were post-docs or academics in university or research institutions, or those with a specific research remit in an NGO. We acknowledge that some people had dual roles which could have overlapped, but we asked respondents to pick the role that best suited their primary job.

² This total figure included 53 academics/research scientists, 33 people in policy positions, and 21 practitioners. 24 students also responded, but responses from this group were lower for the second online survey, and thus their responses are not included in the final analyses (see Table S2). The other three respondents were publishers (2) or a knowledge broker (1).

³ We acknowledge that these barriers are interlinked, in the same way for example, as lack of funding for conservation science is linked to lack of political priority. However, we argue that they were sufficiently different to include as separate barriers, particularly since barrier 7 specifically identified the power of the private sector to override environmental arguments.

⁴ There were subtle variations in ranking of barriers and solutions by HDI (Figure S2). A “lack of funding for conservation science” was ranked more highly in groups of countries with low HDI, mainly across Africa and South America. This would suggest that adequate funding for conservation science is a particularly acute problem in countries where financial resources are low. The barrier of not “including or valuing stakeholders” in conservation science also tended to be scored more highly in countries with low HDI. This might perhaps be linked to the low resources for outreach.

REFERENCES

- Adams, W. M., & Sandbrook, C. (2013). Conservation, evidence and policy. *Oryx*, 47(3), 329–335.
- Amano, T., González-Varo, J. P., & Sutherland, W. J. (2016). Languages are still a major barrier to global science. *PLoS Biol*, 14(12), e2000933. <https://doi.org/10.1371/journal.pbio.2000933>
- Arlettaz, R., Schaub, M., Fournier, J., Reichlin, T. S., Sierro, A., Watson, J. E. M., & Braunisch, V. (2010). From publications to public actions: When conservation biologists bridge the gap between research and implementation. *BioScience*, 60, 835–842.
- Bainbridge, I. (2014). How can ecologists make conservation policy more evidence based? Ideas and examples from a devolved perspective. *Journal of Applied Ecology*, 51, 1153–1158.
- Balmford, A., & Knowlton, N. (2017). Why Earth Optimism?, *Science*, 356(6335), 225.
- Begon, M. (2017). Mike Begon: Winning public arguments as ecologists: Time for a new doctrine? *Trends in Ecology and Evolution*, 32(6), 394–396.
- Blicharska, M., & Grandin, U. (2015). Why protect biodiversity? Perspectives of conservation professionals in Poland. *International Journal of Biodiversity Science Ecosystem Services & Management*, 11, 349–362.
- Christensen, H. R. B. (2015a). *Analysis of ordinal data with cumulative link models—estimation with the R-package ordinal*. Retrieved from cran.r-project.org/web/packages/ordinal/vignettes/clm_intro.pdf
- Christensen, R. H. B. (2015b). *Package 'ordinal'*. Retrieved from cran.r-project.org/web/packages/ordinal/ordinal.pdf
- Colloff, M. J., Lavorel, S., van Kerkhoff, L. E., Wyborn, C. A., Fazey, I., Gordard, R., ... Degeorges, P. (2017). Transforming conservation science and practice for a postnormal world. *Conservation Biology*, 31, 1008–1017. Retrieved from <https://10.1111/cobi.12912>
- Cook, C. N., Mascia, M. B., Schwartz, M. W., Possingham, H. P., & Fuller, R. A. (2013). Achieving conservation science that bridges the knowledge-action boundary. *Conservation Biology*, 27(4), 669–678.
- Cvitanovic, C., Hobday, A. J., van Kerkhoff, L., Wilson, S. K., Dobbs, K., & Marshall, N. A. (2015). Improving knowledge exchange among scientists and decision-makers to facilitate the adaptive governance of marine resources: A review of knowledge and research needs. *Ocean and Coastal Management*, 112, 25–35.
- EU Barometer. (2014). Attitudes of European citizens towards the environment. Special Eurobarometer 416, available 29th September 2017 at Retrieved from ec.europa.eu/commfrontoffice/publicopinion/archives/ebs/ebs_416_en.pdf
- Farwig, N., Ammer, C., Annighöfer, P., Baur, B., Behringer, D., Diekötter, T., ... Ziegenhagen, B. (2017). Bridging science and practice in conservation: Deficits and challenges from a research perspective. *Basic and Applied Ecology*, 24, 1–8. <https://doi.org/10.1016/j.baae.2017.08.007>
- Game, E. T., Meijaard, E., Sheil, D., & McDonald-Madden, E. (2014). Conservation in a wicked complex world; challenges and solutions. *Conservation Letters*, 7, 271–277.
- Gill, D. A., Mascia, M. B., Ahmadi, G. N., Glew, L., Lester, S. E., Barnes, M., ... Fox, H. E. (2017). Capacity shortfalls hinder the performance of marine protected areas globally. *Nature*, 543, 665–669.
- Guerrette, R. (1986). Environmental integrity and corporate responsibility. *Journal of Business Ethics*, 5(5), 409–515.
- Keeler, B. L., Chaplin-Kramer, R., Guerry, A. D., Addison, P. F. E., Bettigole, C., Burke, I. C., ... Vira, B. (2017). Society is ready for a new kind of science—Is Academia? *Bioscience*, 67, 591–592. <https://doi.org/10.1093/biosci/bix051>
- Kenny, C., Rose, D. C., Hobbs, A., Tyler, C., & Blackstock, J. (2017). *The role of research in the UK Parliament: Volume One*, London, UK: House of Parliament.
- Kovacs, E. K., & Pataki, G. (2016). The participation of experts and knowledges in the Intergovernmental Platform for Biodiversity and Ecosystem Services. *Environmental Science and Policy*, 57, 131–139.
- Lawton, J. (2007). Ecology, policy and politics. *Journal of Applied Ecology*, 44, 465–474.
- Mace, G. M. (2014). Whose conservation? *Science*, 345, 1558–1560.
- Marshall, N., Adger, N., Attwood, S., Brown, K., Crissman, C., Cvitanovic, C., ... Wrigley, D. (2017). Empirically derived guidance for social scientists to influence environmental policy. *PLoS One*, 12(3), e0171950. <https://doi.org/10.1371/journal.pone.0171950>
- Nature Human Behaviour. (2017). Science and politics. *Nature Human Behaviour*, 1(0116), <https://www.nature.com/articles/s41562-017-0116>
- Neßhöver, C., Vandewalle, M., Wittmer, H., Balian, E. V., Carmen, E., Geijzendorffer, I. R., ... Zulka, K. P. (2016). The Network of Knowledge approach—improving the science and society dialogue on biodiversity and ecosystem services in Europe. *Biodiversity and Conservation*, 25(7), 1215–1234.
- Nguyen, V. M., Young, N., & Cooke, S. J. (2017). A roadmap for knowledge exchange and mobilization research in conservation and natural resource management. *Conservation Biology*, 31(4), 789–798.
- Owens, S. (2015). *Knowledge, policy, and expertise: The UK Royal Commission on Environmental Pollution 1970–2015*, Oxford, UK: Oxford University Press.
- Redford, K. H., Huntley, B. J., Roe, D., Hammond, T., Zimsky, M., Lovejoy, T. E., ... Cowling, R. M. (2015). Mainstreaming biodiversity: Conservation for the twenty-first century. *Frontiers in Ecology and Evolution*, 3(137), 1–7, <https://doi.org/10.3389/fevo.2015.00137>
- Rodríguez-de-Francisco, J. C., & Budds, J. (2015). Payments for environmental services and control over conservation of natural resources: The role of public and private sectors in the conservation of the Nima watershed, Colombia. *Ecological Economics*, 117, 295–302.
- Rose, D. C. (2014). Boundary work. *Nature Climate Change*, 4, 1038.
- Rose, D. C. (2015). The case for policy relevant conservation science. *Conservation Biology*, 29(3), 748–754.
- Rose, D. C., Mukherjee, N., Simmons, B. I., Tew, E. R., Robertson, R. J., Vadrot, A. B. M., ... Sutherland, W. J. (2017). Policy windows for the environment: Tips for improving the uptake of scientific knowledge. *Environmental Science and Policy*, <https://doi.org/10.1016/j.envsci.2017.07.013>
- Rose, D. C., Brotherton, P. M., Owens, S., & Pryke, T. (2016). Honest advocacy for nature: Presenting a persuasive narrative for conservation. *Biodiversity and Conservation*, Retrieved from <https://doi.org/10.1007/s10531-016-1163-1>

- R Development Core Team. (2016). *R: A language and environment for statistical computing*. Vienna: R Foundation for Statistical Computing.
- Sarkki, S., Niemelä, J., Tinch, R., van den Hove, S., Watt, A., & Young, J. (2014). Balancing credibility, relevance and legitimacy: A critical assessment of trade-offs in science-policy interfaces. *Science and Public Policy*, *41*(2), 194–206.
- Sutherland, W. J., Dicks, L. V., Ockendon, N., & Smith, R. K. (2017). *What Works in Conservation 2017*. Cambridge, UK: Open Book Publishers.
- Sutherland, W. J., Spiegelhalter, D., & Burgman, M. A. (2013). Twenty tips for interpreting scientific claims. *Nature*, *504*, 335–337.
- Sutherland, W. J., Shackelford, G., & Rose, D. C. (2017). Collaborating with communities: Co-production or co-assessment? *Oryx*, *51*(4), 569–570.
- Sutherland, W. J., & Wordley, C. F. R. (2017). Evidence complacency hampers conservation. *Nature Ecology & Evolution*, *1*, 1215–1216.
- Tannenbaum, D., Fox, C. R., & Rogers, T. (2017). On the misplaced politics of behavioural policy interventions. *Nature Human Behaviour*, *1*(0130), <https://www.nature.com/articles/s41562-017-0130>
- Tinch, R., Balian, E., Carss, D., de Blas, D. E., Geamana, N. A., Heink, U., ... Watt, A. (2016). Science-policy interfaces for biodiversity: Dynamic learning environments for successful impact. *Biodiversity and Conservation*, Retrieved from <https://doi.org/10.1007/s10531-016-1155-1>
- Tyler, C. (2013). *Top 20 things scientists need to know about policy-making*. The Guardian, Retrieved from <https://www.theguardian.com/science/2013/dec/02/scientists-policy-governments-science> (accessed September 2014).
- Vadrot, A. B. M. (2014). *The Politics of knowledge and global biodiversity*. London, UK: Routledge.
- Walsh, J. C., Dicks, L. V., & Sutherland, W. J. (2015). The effect of scientific evidence on conservation practitioners' management decisions. *Conservation Biology*, *29*(1), 88–98.
- Watts, D. J. (2017). Should social science be more solution-oriented? *Nature Human Behaviour*, *1*(0015), <https://www.nature.com/articles/s41562-016-0015> for more info
- Young, J. C., Waylen, K. A., Sarkki, S., Albon, S., Bainbridge, I., Balian, E., ... Thompson, D. (2014). Improving the science-policy dialogue to meet the challenges of biodiversity conservation: Having conversations rather than talking at one-another. *Biodiversity and Conservation*, *23*, 387–404.

SUPPORTING INFORMATION

Additional supporting information may be found online in the Supporting Information section at the end of the article.

How to cite this article: Rose DC, Sutherland WJ, Amano T, et al. The major barriers to evidence-informed conservation policy and possible solutions. *Conservation Letters*. 2018;11:e12564. <https://doi.org/10.1111/conl.12564>